


PRODUCT DATA SHEET

2MM CONCRETE SAFETY TACTILE PAVERS


Safety Tactile Pavers are designed to be installed onto pedestrian surfaces to assist in the orientation of people who are vision impaired and to give tactile warning to safely navigate around in a built environment - detectable under foot or by cane.

SPECIFICATIONS:

PRODUCT: Concrete Tile
TOP PROFILE: Diamond Patten Raised Dots
OVERALL DIMENSIONS: 300x300 + 400x400
PLATE THICKNESS: 2-3mm
PRODUCT WARRANTY: 5 years
SUP RATING: R12
CODE COMPLIANCE: AS/NZS1428.4.1:2009. BCA 2014
FIXING METHOD: Adhesive




STANDARD COLOURS:



Terracotta



Black

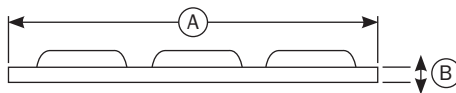


Yellow



White

PROFILE:

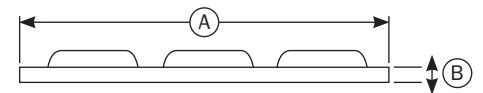


OVERALL SIZE: 300x300mm

A: 300mm

B: 2-3mm

LENGTH: 300mm



OVERALL SIZE: 400x400mm

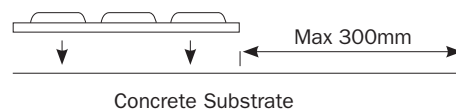
A: 400mm

B: 2-3mm

LENGTH: 400mm

TYPICAL INSTALLATION:

Fix with specialised Safety Tactile Pave mortar.



SPECIFICATION SHEET:

Please refer to manufacturers specifications that can be supplied upon request.